







UPS & INVERTER

**THE POWER  
BEHIND POWER**

**ICE 650**



**2 years**  
Onsite warranty incl.  
**Battery**

ICE 650		BACK UP TIME	
Monitor	15"	17"	
LCD (watt)	 15-25 mins (80w)	 13-20 mins (90w)	
CRT (watt)	 10-17 mins (120w)	 6-13 mins (140w)	

CAPACITY	
V/A/W	650VA/360W
INPUT	
Voltage	230VAC
Voltage Range	140-300VAC
Frequency	>40 (Auto Sensing)
OUTPUT	
Voltage	230VAC
Voltage Regulation (Batt. Mode)	+/-10%
Frequency	50Hz
Frequency Regulation (Batt. Mode)	+/-1 Hz
Output Waveform	Modified Sinewave
BATTERY	
Battery Type	12V7Ah x1 pc
Backup time at a PC load (120w)	10-12 minutes
Recharge Time	6 hours to 90% after complete discharge

ICE 650 SPECIFICATION	
TRANSFER TIME	
Typical	4-8 ms
INDICATOR	
AC Mode	
Battery Mode	Green lighting
AUDIBLE ALARM	
Backup Mode	Sounding every 10 seconds
Low Battery	Sounding every seconds
Overload	Sounding every 0.5 seconds
Fault	Continuously sounding
PROTECTION	
Full Protection	Discharge, Overcharge and overload protection
PHYSICAL	
Dimension (mm), DXWXH	279X100x142
WEIGHT	
Net Weight	4.2 kgs
ENVIRONMENT	
Operating Environment	0-40°C, 0-90% relative humidity (non-condensing)
Noise Level	Less than 40dB

Further Details Contact: Om prakash - 9840792700